

# English

## TEST INSTRUCTIONS

### FILL IN YOUR DETAILS

Turn to your ANSWER SHEET and fill in your name, school, grade, section, today's date, your date of birth and gender.

### ANSWERING QUESTIONS

Go to the ENGLISH ANSWER SHEET.

This test has **40 QUESTIONS**. Each question has four possible options.

Choose the BEST answer from the four options, **A, B, C** or **D**.

FILL in ONE circle on your answer sheet with a pencil.

If you make a mistake, erase the pencil mark and fill in a different circle.

You must colour the entire circle as shown below:

#### Correct response



#### Incorrect responses



Line



Very light pencil



Pen



Colored pencil

Marks are NOT deducted for incorrect answers.

**ALL ANSWERS SHOULD BE MARKED ON YOUR ANSWER SHEET ONLY.**

### EQUIPMENT ALLOWED IN THIS TEST

You may use a 2B or B pencil for this test. You may NOT use a dictionary for this test.

### TIME ALLOWED FOR TEST

The time allowed to complete this test is **60 minutes**.

# Cawky

My best friend is a big, black crow. He is the type of bird that farmers, amazingly, want to scare away.

I call him Cawky because every morning he wakes me up screeching, 'Caw! Caw! Caw!' outside my window.

This morning, he left a small stick for me on the window ledge. It's of no use to me, but it's a gift from Cawky and I will cherish it, just like the stones and leaves that he has brought me. I keep them all in a box under my bed. I call it my treasure box.

Cawky always seems to know how I am feeling. One time when I was sad, he did a little dance for me with a feather in his beak. It was so funny and it made a big difference to my mood that day.

And last week I was in a panic before school because I couldn't find my bag. Then Cawky tapped on the window and pointed with his beak towards my desk. My bag was under the desk! I am so happy that Cawky is my friend.



**1** How did Cawky get his name?

- A** from the gifts he brings
- B** from the dance he does
- C** from the sound he makes
- D** from the colour of his feathers

**2** What surprises the child about farmers?

- A** Farmers feed the crows.
- B** Farmers chase away crows.
- C** Farmers keep crows as pets.
- D** Farmers are scared of crows.

**3** What does the child think of Cawky's gifts?

- A** They are large and shiny.
- B** They are pretty but dirty.
- C** They are old and valuable.
- D** They are useless but prized.

**4** What did Cawky do when the child was in a panic?

- A** helped the child
- B** hid from the child
- C** woke up the child
- D** made the child laugh

**5** What is this story mainly about?

- A** what games Cawky and the child play together
- B** how Cawky and the child became friends
- C** how Cawky makes the child happy
- D** what farmers think about Cawky



# Toys for Boys

Dear Store Manager,

I am not happy about the toy department in your store. It has many great toys and the prices are good, but I have a problem with the way the toys are arranged. Your store has an area called 'Toys for Boys' and a different area called 'Toys for Girls'. Why do you separate the toys in this way?


I am a girl, but I do not want to play with dolls all the time. I sometimes want to play with cars and trucks, and noisy toys with flashing lights, but these are only in the boys' area.

The only sports toy I found in the girls' area was a skipping rope. Lots of girls play football these days, but if a girl wants to buy a football, she has to go to 'Toys for Boys'. Some girls may not feel comfortable doing this.

I think you should create just one area called 'Toys for Children'. This way, all children will be able to choose whichever toys they like, including the boys who like teddy bears.

Thank you,

Cheri



**6** What is Cheri unhappy about?

- A** the quality of toys
- B** the variety of toys
- C** how the toys are priced
- D** how the toys are displayed

**7** Which idea is Cheri likely to agree with?

- A** Girls should not be allowed to play with boys' toys.
- B** Boys should not be allowed to play with girls' toys.
- C** Parents should choose which toys their children play with.
- D** Children should be allowed to play with any toy they want to.

**8** Cheri mentions *noisy toys with flashing lights* to show that

- A** boys no longer want to play with cars and trucks.
- B** it is difficult for children to find these toys in toy shops.
- C** she wants to play with toys that only boys usually play with.
- D** there are some toys that parents do not want their children to have.

**9** *The only sports toy I found in the girls' area was a skipping rope.*

What is Cheri suggesting here?

- A** The store does not care that girls play other sports.
- B** Parents do not want girls to play with skipping ropes.
- C** Girls do not want boys to join them when they play sports.
- D** Boys want to play with skipping ropes just as much as girls do.

**10** How does Cheri end her letter?

- A** by asking a question
- B** by offering a solution
- C** by demanding an apology
- D** by giving an example

Choose the best word(s) for each blank space.

### Birthday Surprise

The whole family was 11 excited. This was going to be a 12 great surprise party. They saw Mother walking up the driveway and they all 13 behind the furniture. 14 Mother came into the house, she wondered why it was 15 quiet.

‘Surprise!’ they all shouted.

**11** Choose the best option for space 11.

- A get
- B got
- C getting
- D gotten

**12** Choose the best option for space 12.

- A true
- B truly
- C truth
- D truthfully

**13** Choose the best option for space 13.

- A hid
- B hide
- C hided
- D hidden

**14** Choose the best option for space 14.

- A Who
- B Where
- C Which
- D When

**15** Choose the best option for space 15.

- A so
- B such
- C much
- D many





Choose the best option for each blank space.

### Lost Shirt

'Where is your football \_\_\_\_ **16** \_\_\_\_ asked Mother.

\_\_\_\_ **17** \_\_\_\_ not sure,' I said, checking my drawers \_\_\_\_ **18** \_\_\_\_ school bag and under my bed.

'Hmmm ... \_\_\_\_ **19** \_\_\_\_ never sure,' said Mother. 'You don't want the match to start without \_\_\_\_ **20** \_\_\_\_ do you? Hurry up!'

**16** Choose the best option for space **16**.

- A shirt?
- B shirt.'
- C shirt?'
- D shirt'?

**17** Choose the best option for space **17**.

- A 'Im
- B 'I'm
- C 'Im'
- D 'I'm'

**18** Choose the best option for space **18**.

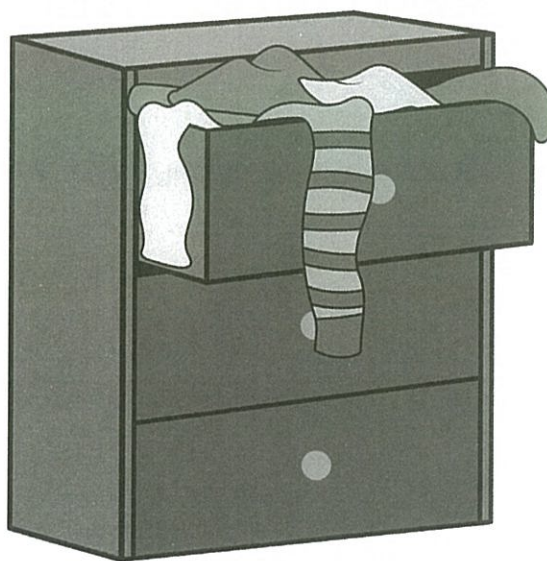
- A wardrobe
- B , wardrobe
- C wardrobe,
- D , wardrobe,

**19** Choose the best option for space **19**.

- A your
- B yo'ure
- C you're
- D your'e

**20** Choose the best option for space **20**.

- A you,
- B you:
- C you;
- D you!




# Vegetable Art

## How to create a flower using vegetables and paints


You will need

- red and green paints
- paper
- 2 dishes
- a few okra (cut in half as shown)
- a few green bean pods (cut on an angle)
- a kitchen sponge
- a green marker pen

Okra cut in half



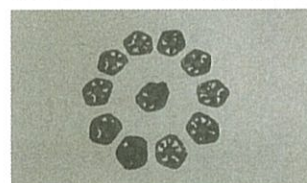
- 1 Spread out the sheet of paper.
- 2 Put a spoon of each paint colour into a separate dish.




- 3 Dip the cut edge of the okra into the red paint. If the paint is dripping, gently wipe the okra on the sponge.



- 4 Press the okra onto the paper. Repeat this many times, making a circular pattern. You will start to see the petals of a flower.



- 5 Draw a stem using the green marker below the flower.



- 6 Cut the bean on an angle and dip it into the green paint. Press the bean onto the paper to make the leaves.



**Enjoy your finished vegetable art!**



- 21** Why is this text called Vegetable Art?
- A** It explains which vegetables are beautiful.
  - B** It explains how to make pictures using vegetables.
  - C** It describes how to change the colours of vegetables.
  - D** It describes how to paint a picture of vegetables.

- 22** Why do you need the kitchen sponge?
- A** to clean up after the activity
  - B** to wipe the extra paint off the paper
  - C** to take extra paint off the vegetables
  - D** to dry the vegetables before you use them

- 23** You make the petals of the flower using
- A** the okra.
  - B** the kitchen sponge.
  - C** the beans.
  - D** the marker.

- 24** What do you use to make the stem of the flower?
- A** the okra
  - B** the beans
  - C** the marker
  - D** the green paint

- 25** What do you do just before you add the leaves?
- A** add the petals
  - B** use the kitchen sponge
  - C** dip the okra into red paint
  - D** dip the beans into green paint

Choose the correctly spelt word for each blank space.

## Late

I was **26** late for school today. There was an **27** on the freeway so the **28** was very bad. When we finally arrived, I **29** to class. I was just in time to be marked **30**.

**26** Choose the best option for space 26.

- A neely
- B nearly
- C neally
- D neerly

**27** Choose the best option for space 27.

- A acident
- B acidant
- C accidant
- D accident

**28** Choose the best option for space 28.

- A trafik
- B traffic
- C trafick
- D traffick

**29** Choose the best option for space 29.

- A rased
- B raced
- C raised
- D raiced

**30** Choose the best option for space 30.

- A present
- B prezent
- C precent
- D prescent



Replace the **bolded** words. The meaning of the text should remain the same.

### Brown Owl

Scientists are trying to **gather** more information about the **legendary** brown owl. They have asked the public for **support**, and many bird-watchers have already **volunteered** their time. People wishing to take part must be **attentive**, as the brown owl is difficult to spot.

- 31** Select the best word to replace **gather**.

- A read
- B show
- C create
- D collect

- 32** Select the best word to replace **legendary**.

- A rare
- B famous
- C beautiful
- D dangerous

- 33** Select the best word to replace **support**.

- A help
- B ideas
- C answers
- D information

- 34** Select the best word to replace **volunteered**.

- A spent
- B wasted
- C donated
- D organised


- 35** Select the best word to replace **attentive**.

- A alert
- B serious
- C intelligent
- D experienced





# Muzi's Unusual Hands




Muzi was born with ten fingers on each hand. He could not tie shoelaces, so he never wore shoes. He could not fasten the button on his trousers, so his trousers always fell down. He could not hold a comb, so his hair was always messy.

What a sight! No shoes, messy hair, trousers around his ankles. The other children saw Muzi and laughed. They called him names and chased him through the village.

Muzi ran away and hid in a shed. There was a dusty old piano in the shed. Muzi had never played a piano before, so he put his fingers on the keys and tried to play. He was shocked that such beautiful music could come from his fingers.

Everyone in the village stopped. They began to listen. They went to the shed to see who was making such beautiful music. They clapped and clapped in delight. But they laughed too – there was a boy playing the piano with his trousers around his ankles!



**36** What is unusual about Muzi's hands?

- A They are tiny.
- B They are hairy.
- C They have extra fingers.
- D They have long fingernails.

**37** In the first paragraph, Muzi is described as

- A lazy.
- B clumsy.
- C nervous.
- D forgetful.

**38** Why did Muzi go inside the shed?

- A to look for his keys
- B to put on his trousers
- C to hide from the children
- D to listen to the beautiful music

**39** *Everyone in the village stopped.*

Why did they stop?

- A Muzi told them to stop.
- B Muzi was not wearing trousers.
- C They became tired of chasing Muzi.
- D They could hear Muzi playing the piano.

**40** What is the message of this story?

- A Friends are important.
- B Children should work hard.
- C People must dress properly.
- D Everyone has a special skill.

This page has been deliberately left blank.



This page has been deliberately left blank.

